
Alberta.ca Account for Organizations Reference Guide





Contents

Overview	1
Signing in	1
Signing in with different email accounts	1
Signing in with an email address and password	3
Signing in with your username	4
Signing in when associated with multiple organizations	5
Creating a new account	7
Creating a new account with your existing credentials	7
Creating a new account with an email address and password	13
Adding an organization to Alberta.ca Account for Organizations	21
Adding a new organization	21
Setting up the administrator	24
Managing your account	27
Connecting to an organization	27
Disconnecting from an organization	32
Managing your organization	34
Adding staff to your organization	34
Approving a 'Connect to an organization' request	37
Removing a staff account	39
Updating and adding organization information	40
Further Assistance	43
Signing out	43
Deactivating your account	43
Reporting a compromised account	43
Contact us for assistance	43

Overview

Alberta's government is making changes to how organizations access our services through Alberta.ca Account for Organizations. This document outlines how to sign in with an existing account, create a new account, add a new organization, manage an account and manage an organization.

Signing in

If you have an existing Alberta.ca Account for Organizations, you will be able to sign in using your current credentials (i.e., your old username and password).

To sign in, go to: <https://account.alberta.ca/ui/sign-in>.


Signing in with different email accounts


You can now sign in with your every day email address and password. When you go to sign in to Alberta.ca Account for Organizations, you will have the option to 'Continue with Google' or 'Continue with Microsoft'. Select the appropriate option to be redirected to the appropriate sign in page without having to create a new account specific to our platform. The experience will be different depending on your email provider.

WELCOME TO

Alberta.ca Account

Sign in


 Continue with Google

 Continue with Microsoft

or

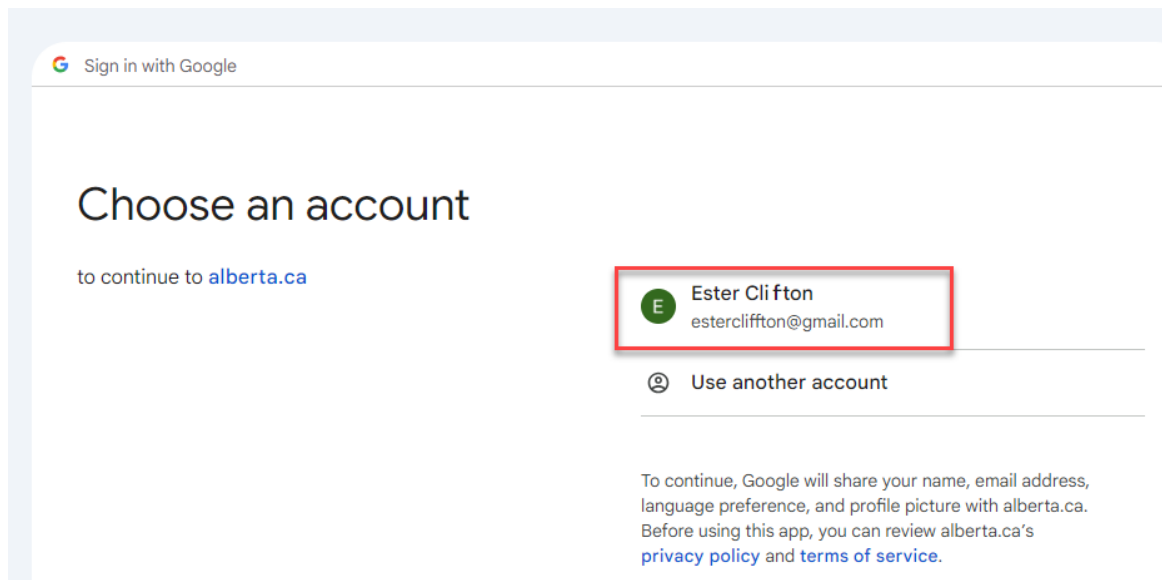
Sign in with email or username

New to Alberta.ca Account? [Create account](#) ✓

[Terms of Use](#) 

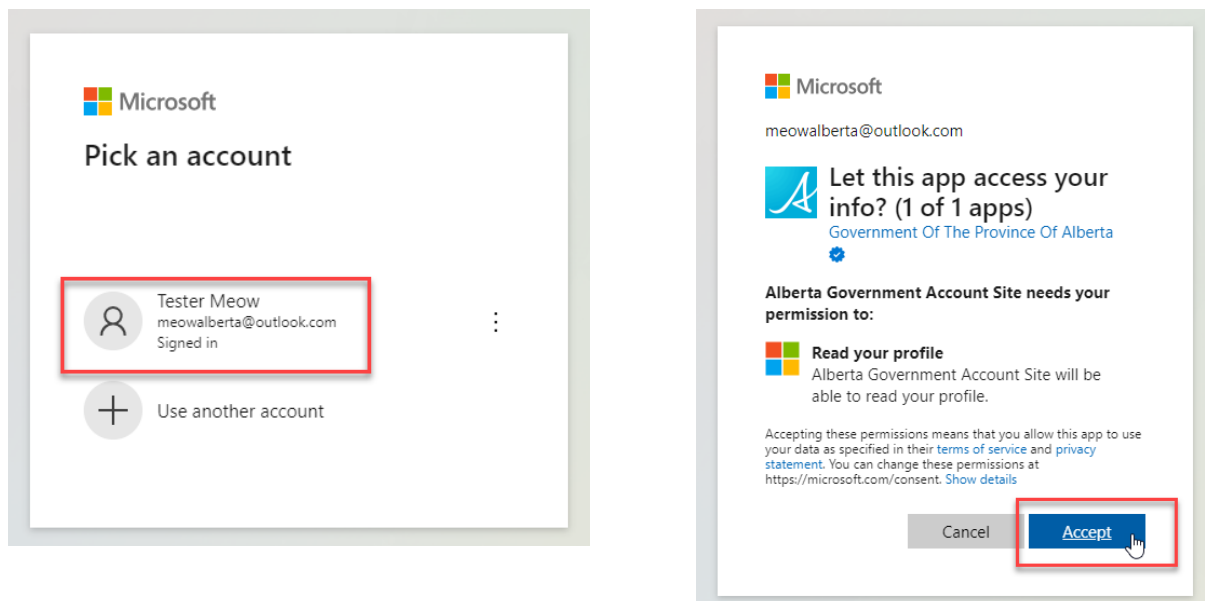
Google G-Suite Account

If you have a Google account, you will be prompted to sign in with your Google account. Below are some of the prompts you might see. Simply follow the prompts to sign in.



Microsoft M365 Account

If you have a Microsoft account, you will be prompted to sign in with your Microsoft account. Below are some of the prompts you might see. Simply follow the prompts to sign in.



Other Accounts

If you are signing in with an email account that does not prompt for automatic sign in, you may have to confirm you own that email address. You will receive an email notification with a link requesting that you confirm your account. You will need to click the link within 30 minutes, before the link expires. If the link expires, you will need to reinitiate the process.

Signing in with an email address and password


1. To sign in using the email address associated with your Alberta.ca Account for Organizations, click on 'Sign in with email or username'.


**If you do not know the email address associated with your account, but do know your old username, please see ['Sign in with your username'](#) section.*

WELCOME TO

Alberta.ca Account

Sign in

 Continue with Google

 Continue with Microsoft

or

Sign in with email or username

New to Alberta.ca Account? [Create account](#) ✓


[Terms of Use](#) 


2. Enter the email address associated with your account and click 'Continue'. Enter your password and click 'Sign in'.

WELCOME TO

Alberta.ca Account

Sign in

 Continue with Google

 Continue with Microsoft

or


Email address or username

ester.cliffon@gmail.com

Continue

Welcome back

Sign in


 Continue with Google

or


Email address

ester.cliffon@gmail.com

Password

..... 

[Forgot password?](#)

Sign in 

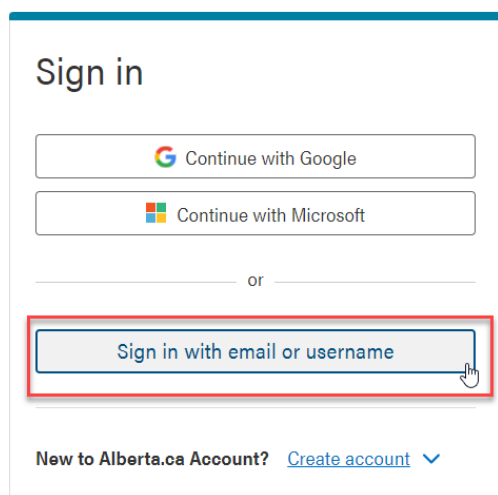
Signing in with your username

1. If you forgot the email address associated with your Alberta.ca Account for Organizations, but do know your old username and password, you will be able to sign in using these credentials. Click on 'Sign in with email or username'.


**Only usernames that were unique across Alberta.ca Account and Alberta.ca Account for Organizations will remain usable. If you receive an error message, your old username may not have been unique. Please try your email address or [Contact us](#).*


WELCOME TO

Alberta.ca Account



Sign in

 Continue with Google

 Continue with Microsoft

or

Sign in with email or username

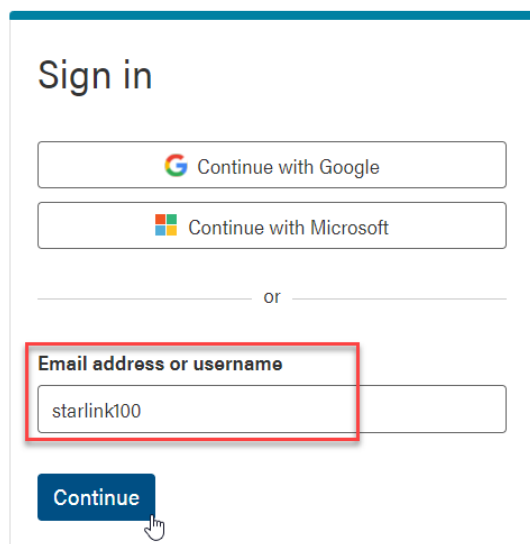
New to Alberta.ca Account? [Create account](#) ✓

[Terms of Use](#) 


2. Enter your username and click 'Continue'. Enter your password and click 'Sign in'.


WELCOME TO

Alberta.ca Account



Sign in

 Continue with Google

 Continue with Microsoft

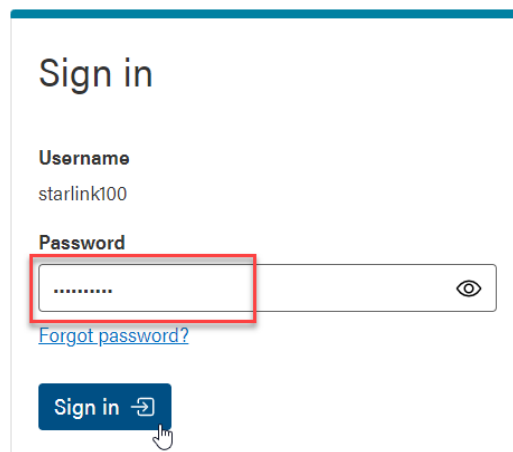
or

Email address or username

starlink100

Continue

Welcome back




Sign in


Username

starlink100

Password

..... 

[Forgot password?](#)

Sign in 

3. You will be taken to the My Account screen, where you will be able to see your contact information, including your email address associated with your account for future sign in.

Welcome, FTestAW LTESTAW

Basic account

This account gives you access to services that do not require you to prove your identity. Other services may require [verifying your account](#).

Basic information

 [Edit](#)

Preferred name

FTestAW LTESTAW

Sex

Not provided

Date of birth

January 1, 1900

Contact information

Mobile phone number

Not provided

 [Add](#)

Home phone number

Not provided

 [Edit](#)

Daytime phone number

Not provided

 [Edit](#)

Email

leo.ddd.test+star100@gmail.com

 [Edit](#)

Mailing address

Street Address Line 1

City, AB A0A 0A0

 [Edit](#)

Signing in when associated with multiple organizations

You can now represent multiple organizations under the same account and email address.

1. If your account has been successfully connected to multiple organizations, you will be prompted to select which organization you want to operate for this session. Click 'Use this account' to select the organization.

Choose staff account

Alberta 1234567 Ltd. [B.21238]

[Use this account](#)

Ent-erprise Stump Removal
[B.21182]

[Use this account](#)

- You will now be signed in under that specific organization and be redirected to the My account page. Click on the 'Business' tab to view your organizational information. To confirm that you are operating under the correct organization, click on the arrow beside your name in the top-right corner and you will see the organization listed for the current session.

Alberta Alberta.ca Account Available services Get help Contact **Ester Clifton** ^

Welcome, Ester Clifton

Personal **Business**

My organizations

Organization	Roles	Last sign in (MST)	
Ent-erprise Stump Removal [B.21181]	Admin	May 30, 2024 11:24 AM	
Alberta 1234567 Ltd. [B.21295]	Admin	Never	

+ [Add another organization](#)

Business contact information

[Edit](#)

esterclifton@gmail.com

Ent-erprise Stump Removal [B.21181]

My account

Security settings

[Sign out](#)

- To operate on behalf of another organization, simply end the session by signing out. Then, upon sign in you will be prompted to select your organization again.

Creating a new account

If you are new to Alberta.ca Account for Organizations, you can create a new account using your current workplace email address and password. The experience will be different depending on your email provider.

Creating a new account with your existing credentials

To create a new account, go to the Alberta.ca Account page.

1. Click on 'Create account' and select 'For business use'.

WELCOME TO

Alberta.ca Account

Sign in

Continue with Google

Continue with Microsoft

or

Sign in with email or username

New to Alberta.ca Account? Create account

For personal use

For business use

[Terms of Use](#)

2. You will be provided with the option to 'Continue with Google / Microsoft'. Select the appropriate option for you. The below example shows a Google G-Suite Account. You also have the option of [Creating an account with an email address and password](#).

WELCOME TO

Alberta.ca Account

An easy and secure way to access your government services.



Create account

Consider using your work email

Your information is kept secure. [Learn more](#)

Continue with Google

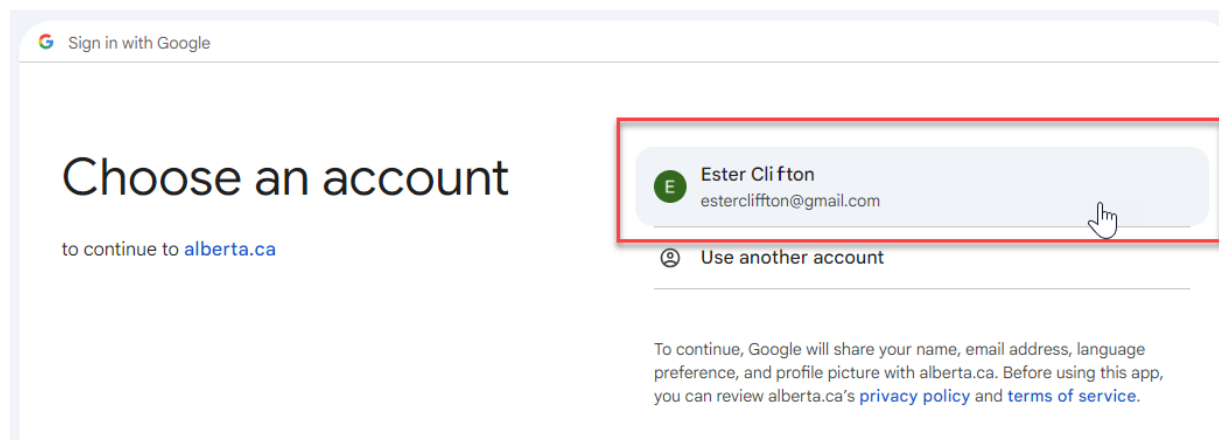
Continue with Microsoft

or

Continue with email and password

Already have an Alberta.ca Account? [Sign in](#)

3. You will be prompted to select an account to use.



4. You will now be prompted to connect to your organization. Confirm your email address, agree to the Terms of Use and click 'Continue'.

Connect to your organization

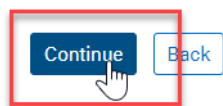
It's possible that someone within your workplace has already set up an organization you can connect to.

How it works:

- 🔍 Search for your organization
- 📄 Enter your information
- ⌚ Submit request and wait for approval
- ✅ Receive confirmation

☒ I confirm that **estercliffon@gmail.com** is my work email and not a shared inbox.

☒ I agree to the [Terms of use](#) 



5. Begin typing your organization name in the search field. Click 'Search' to view the results.

**You will need to enter at least three characters in your search. Search results are limited to the first 15 results and are listed in alphabetical order by Legal name. If your search returns too many results, try refining your search by including more characters. You can also ask your administrator (admin) for the organization code, such as "B.1234".*

Search for your business organization

Find an existing organization to link to your Alberta.ca account

A search bar with a magnifying glass icon on the left, the text 'ent' in the center, and a close 'X' icon on the right. To the right of the search bar is a blue button with the word 'Search' in white. A red rectangular box highlights the entire search bar and the 'Search' button. A mouse cursor is pointing at the 'Search' button.

Search by legal name, operating name or organization code

Legal name Agreements Team, L&I	Legal name Alberta Riparian Habita...	Legal name Bigdrill Dentistry
Operating name	Operating name	Operating name

6. Select your organization from the list and click 'Select' to continue.

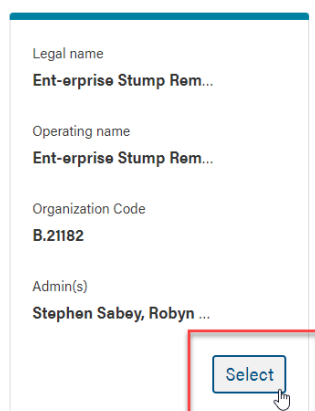
**If you do not see your organization in the list, or if you are looking to add your organization for the first time, please see the ['Adding a new organization'](#) section.*

Search for your business organization

Find an existing organization to link to your Alberta.ca account

A search bar with a magnifying glass icon on the left, the text 'ent-' in the center, and a close 'X' icon on the right. To the right of the search bar is a blue button with the word 'Search' in white.

Search by legal name, operating name or organization code

A card showing search results for an organization. It lists: Legal name: Ent-erprise Stump Rem..., Operating name: Ent-erprise Stump Rem..., Organization Code: B.21182, and Admin(s): Stephen Sabey, Robyn ... At the bottom right of the card is a button labeled 'Select'. A red rectangular box highlights the 'Select' button, and a mouse cursor is pointing at it.

7. Confirm the organization you selected is correct by reviewing the details. Click 'Continue' to proceed.

Confirm organization details

Please review the selected organization's information carefully before proceeding with your connection request.

Legal name	Ent-erprise Stump Removal
Operating name	Ent-erprise Stump Removal
Organization Code	B.21182
Physical address	71 Malvern Dr Sherwood Park, CA-AB T8A 3S5
Admins	Stephen Sabey: s***y@gmail.com Robyn Halliday: r***y@gov.ab.ca Ester Clifton: e***2@gmail.com

8. You will be prompted to enter your business contact information. This should be the information you use to communicate on behalf of your organization. Click 'Continue' to proceed.

Confirm your business contact information

Email

esterclifton@gmail.com

First name

Ester

Last name

Clifton

Job title

Tree Grafter

9. You will see a list of your organization's admins. Click 'Submit request' to send the request to your admins.

**If you do not recognize the admins listed, please contact your organization to confirm your selection is correct. If the admins listed are no longer with your organization, please contact us for assistance.*

Confirm admins

You will need the approval of at least one admin below to finish this process.

Your request will be sent to:

- **Stephen Sabey** (s***y@gmail.com)
- **Robyn Halliday** (r***y@gov.ab.ca)
- **Ester Clifton** (e***2@gmail.com)

If this information is incorrect, contact your admin to update it.

If you don't see any valid approvers, contact us at 1-844-643-2789.

☒ I am acting as an authorized representative or staff member of this organization and will only use this account for performing related duties.

☒ I will keep this account secure and will not share it with others.

Submit request

Back

10. You will receive a confirmation that your request was submitted. Click 'Continue to My account'.

** Note the expiration date of your request. If your request is not approved before the expiration date, you will need to submit a new request. Alternately, you can request your admin initiate the process. See '[Adding staff to your organization](#)' section.*

Request submitted

Your request has been sent to:

- **Stephen Sabey** (s***y@gmail.com)
- **Robyn Halliday** (r***y@gov.ab.ca)
- **Ester Clifton** (e***2@gmail.com)

Note, this request will expire in 30 days. Please reach out to these admins if you do not get a confirmation before **Jun 12, 2024**

Continue to My account

11. You will now be taken to the My account page. Under the 'Business' tab you will see your pending request.

Welcome, Ester Clifton

Personal

Business

Staff account requests

These requests are awaiting approval from your admin.

ABC Test Corp [B.5304]

Request 93168

Ent-erprise Stump Removal [B.21181]

Request 93175

Requested on May 30, 2024 at 11:28 AM

Requested on May 30, 2024 at 2:53 PM

12. Once your organization's administrator approves your request, you will receive an email notification.


13. You will now see your organization listed in the 'Business' tab under the 'My organizations' section.

Welcome, Ester Clifton

Personal

Business

My organizations

Organization	Roles	Last sign in (MST)	
Ent-erprise Stump Removal [B.21181]	Admin	May 30, 2024 10:42 AM	

Creating a new account with an email address and password

To create a new account using your email address and a password specific to Alberta.ca Account, go to the Alberta.ca Account page.

1. Click on 'Create account' and select 'For business use'.

WELCOME TO

Alberta.ca Account

Sign in

Continue with Google

Continue with Microsoft

or

Sign in with email or username

New to Alberta.ca Account? Create account

For personal use

For business use

[Terms of Use](#)

2. Select 'Continue with email and password'.

WELCOME TO

Alberta.ca Account

An easy and secure way to access your government services.



Create account

Consider using your work email

Your information is kept secure. [Learn more](#)

Continue with Google

Continue with Microsoft

or

Continue with email and password


Already have an Alberta.ca Account? [Sign in](#)

3. Enter your email address and click 'Continue'.

WELCOME TO

Alberta.ca Account

An easy and secure way to access your government services.



Create account

Consider using your work email

Your information is kept secure. [Learn more](#)

Continue with Google

Continue with Microsoft

or

Email address

ester@clifftoncats.ca

Continue

Already have an Alberta.ca Account? [Sign in](#)

4. If you are prompted to 'Continue with Google / Microsoft', you can click 'Create an Alberta.ca Account password' to continue to set a password specific to Alberta.ca Account.

Create Account

Email address

Your information is kept secure. [Learn more](#)

Continue with Google

[> Why should I use this option](#)

or

Create an Alberta.ca Account password

[Terms of Use](#)

5. Read and agree to the Terms of Use. Click 'Continue'.

Terms of Use

Please accept the Terms of Use to continue.

Disclosure statement

The personal information collected through this website is for administering the Alberta.ca Account program. This collection is authorized by section 33(c) of the Freedom of Information and Protection of Privacy Act.

For questions about the collection of personal information, contact Alberta.ca Account team at 1-844-643-2789, by email at alberta-ca.account@gov.ab.ca, or mail to Technology and Innovation, PO Box 1820, Station Main, Edmonton, Alberta, T5J 2P2, c/o Alberta.ca Account Dept.

My acceptance provides my consent for the use and disclosure of my personal information as identified in the Terms of Use.

☒ I agree to the [Terms of Use](#)

Continue

Back

6. You will be sent an email to the email address provided that will contain a password creation link. Click on the link in the email to confirm your email address and to be redirected to create a password.
7. Enter a password for your account. Click 'Save and continue'.



Your email has been confirmed.

Create password

Email

ester@cliffoncats.ca

Password

.....



Your password must be:

- ✓ At least 8 characters
- ✓ At least 1 upper case letter
- ✓ At least 1 lower case letter
- ✓ At least 1 numerical or special character

Confirm password

.....



Save and continue

14. You will now be prompted to connect to your organization. Confirm your email address, agree to the Terms of Use and click 'Continue'.

Connect to your organization

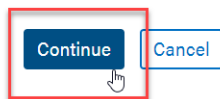
It's possible that someone within your workplace has already set up an organization you can connect to.

How it works:

- 🔍 Search for your organization
- 📄 Enter your information
- ⌚ Submit request and wait for approval
- ✅ Receive confirmation

☒ I confirm that **ester@cliffoncats.ca** is my work email and not a shared inbox.

☒ I agree to the [Terms of use](#)



15. Begin typing your organization name in the search field. Click 'Search' to view the results.

**You will need to enter at least three characters in your search. Search results are limited to the first 15 results and are listed in alphabetical order by Legal name. If your search returns too many results, try refining your search by including more characters. You can also ask your administrator (admin) for the organization code, such as "B.1234".*

Search for your business organization

Find an existing organization to link to your Alberta.ca account

A screenshot of a search bar. The text 'ent' is entered into the search field. To the right of the search field is a blue button labeled 'Search'. A red rectangular box highlights the entire search bar area, and a mouse cursor is pointing at the 'Search' button.

Search by legal name, operating name or organization code

Legal name Agreements Team, L&I	Legal name Alberta Riparian Habita...	Legal name Bigdrill Dentistry
Operating name	Operating name	Operating name

16. Select your organization from the list and click 'Select' to continue.

**If you do not see your organization in the list, or if you are looking to add your organization for the first time, please see the ['Adding a new organization'](#) section.*

Search for your business organization

Find an existing organization to link to your Alberta.ca account

Search

Search by legal name, operating name or organization code

Legal name

Ent-erprise Stump Rem...

Operating name

Ent-erprise Stump Rem...

Organization Code

B.21182

Admin(s)

Stephen Sabey, Robyn ...

Select

17. Confirm the organization you selected is correct by reviewing the details. Click 'Continue' to proceed.

Confirm organization details

Please review the selected organization's information carefully before proceeding with your connection request.

Legal name	Ent-erprise Stump Removal
Operating name	Ent-erprise Stump Removal
Organization Code	B.21182
Physical address	71 Malvern Dr Sherwood Park, CA-AB T8A 3S5
Admins	Stephen Sabey: s***y@gmail.com Robyn Halliday: r***y@gov.ab.ca Ester Clifton: e***2@gmail.com

Continue

Back

18. You will be prompted to enter your business contact information. This should be the information you use to communicate on behalf of your organization. Click 'Continue' to proceed.

Confirm your business contact information

Email

estercliffon@gmail.com

First name

Ester

Last name

Cliffon

Job title

Tree Grafter

Continue

Back

19. You will see a list of your organization's admins. Click 'Submit request' to send the request to your admins.

**If you do not recognize the admins listed, please contact your organization to confirm your selection is correct. If the admins listed are no longer with your organization, please contact us for assistance.*

Confirm admins

You will need the approval of at least one admin below to finish this process.

Your request will be sent to:

- **Stephen Sabey** (s***y@gmail.com)
- **Robyn Halliday** (r***y@gov.ab.ca)
- **Ester Cliffon** (e***2@gmail.com)

If this information is incorrect, contact your admin to update it.

If you don't see any valid approvers, contact us at 1-844-643-2789.

- ☒ I am acting as an authorized representative or staff member of this organization and will only use this account for performing related duties.
- ☒ I will keep this account secure and will not share it with others.

Submit request

Back

20. You will receive a confirmation that your request was submitted. Click 'Continue to My account'.

* *Note the expiration date of your request. If your request is not approved before the expiration date, you will need to submit a new request. Alternately, you can request your admin initiate the process. See '[Adding staff to your organization](#)' section.*

Request submitted

Your request has been sent to:

- **Stephen Sabey** (s***y@gmail.com)
- **Robyn Halliday** (r***y@gov.ab.ca)
- **Ester Clifton** (e***2@gmail.com)

Note, this request will expire in 30 days. Please reach out to these admins if you do not get a confirmation before **Jun 12, 2024**

Continue to My account

21. You will now be taken to the My account page. Under the 'Business' tab you will see your pending request.

Welcome, Ester Clifton

Personal

Business

Staff account requests

These requests are awaiting approval from your admin.

ABC Test Corp [B.5304]

Request 93168

Requested on May 30, 2024 at 11:28 AM

Ent-erprise Stump Removal [B.21181]

Request 93175

Requested on May 30, 2024 at 2:53 PM


22. Once your organization's administrator approves your request, you will receive an email notification.
23. You will now see your organization listed in the 'Business' tab under the 'My organizations' section.

Welcome, Ester Clifton

Personal

Business

My organizations

Organization	Roles	Last sign in (MST)	
Ent-erprise Stump Removal [B.21181]	Admin	May 30, 2024 10:42 AM	

Adding an organization to Alberta.ca Account for Organizations

Adding a new organization

If you do not see your organization listed in Alberta.ca Account, you can add it. Please confirm with your organization that it is not listed under another name. To add a new organization, go to Alberta.ca Account.


1. Sign in to your Alberta.ca Account for Organizations. Under your 'Business' tab, click on 'Add another organization' located below the 'My organizations' section.

Welcome, Ester Clifton

Personal

Business

My organizations

Organization	Roles	Last sign in (MST)	
Ent-erprise Stump Removal [B.21181]	Admin	May 30, 2024 10:42 AM	





+ Add another organization

2. You will now be prompted to connect to your organization. Confirm your email address, agree to the Terms of Use and click 'Continue'.

Connect to your organization

It's possible that someone within your workplace has already set up an organization you can connect to.

How it works:

-  Search for your organization
-  Enter your information
-  Submit request and wait for approval
-  Receive confirmation

☒ I confirm that **esterclifton@gmail.com** is my work email and not a shared inbox.

☒ I agree to the [Terms of use](#)

Continue

Back

3. Verify that your organization is not already listed. Begin typing your organization name in the search field. Click 'Search' to view the results. Click 'Add an organization' to continue.

**If you discover that your organization is already listed, please join that organization. If you have lost access to this organization, please contact the [Alberta.ca Contact Centre](#) for assistance.*

Search for your business organization

Find an existing organization to link to your Alberta.ca account

Search

Search by legal name, operating name or organization code

We have found no results for your search

Check your spelling and make sure that you are searching for the right information:

- **Legal name:** The name that this organization has been registered as.
- **Operating name:** The more common name that your organization might be known as.
- **Organization code:** You can ask your admin for the number assigned to this organization when an account was created. This number would look like "B1234".

Still can't find your organization? [Add an organization](#)

4. The 'Add your organization' form will pop up. Begin filling in the form by entering your organization's contact information.

Add your organization



Who should use this form

This form should only be used for businesses, corporations, sole proprietors, and other types of entities that are not yet added to Alberta.ca Account.

Business contact information

Business name (Legal name)

Operating or trade name (optional)

General business email

Website (optional)

Phone

Extension (optional)

Fax (optional)

Business and corporate access number

CRA business number (optional)

Alberta corporate access number (optional)

5. Add your business mailing and physical addresses.

- a. If your mailing and physical addresses are the same, click on the 'Same as mailing address.'

Business mailing address

Country: Canada

Province / State: Alberta

Street address: 10020 100 Street

Street address line 2 (optional):

City / Municipality: Edmonton

Postal / Zip code: T5J 0N3

Business physical address

☒ Same as mailing address

- b. If your mailing and physical addresses are not the same, enter your physical address in the 'Physical address' search bar by typing your address. The location will appear in the drop-down menu. Select your physical address and you will see it listed below the Google map.

Street address: 10020 100 Street

Street address line 2 (optional):

City / Municipality: Edmonton

Postal / Zip code: T5J 0N3

Business physical address

☐ Same as mailing address

Physical address

Enter Physical Location using Google Maps Search

Map Satellite

Legislature Building, 10600 97 Ave NW, Edmonton, AB T5K 2B6, Canada

Keyboard shortcuts

6. Click 'Continue' once complete.
7. You will now be prompted to add yourself as the first administrator for this organization, which is explained in the next section. This is a default feature so that an organization is created with at least one administrator. It is recommended that an organization have at least two administrators. More information can be found in ['Managing your organization.'](#)

Setting up the administrator

Once your organization is added, you will see the prompt to 'Create admin'. You will notice that your email address is already populated.

1. Begin by filling out the contact information form. This should be the contact information you use to interact on behalf of your organization. The mandatory 'Phone number' field is the shared line for your organization, whereas the optional 'Mobile number' is for a direct line to the individual. Once complete, click on 'Save'.

Create admin

Who should use this form

This form should only be used for businesses, corporations, sole proprietors, and other types of entities that are not yet added to Alberta.ca Account.

You'll invite staff and manage user access levels

Email
estercliffton@gmail.com

Title (optional)

First name
Ester

Middle (optional)

Last name
Cliffton

Job title
Chief Cat Owner

Mobile number (optional)

☐ Use workplace phone number

Phone
(587) 123-4567

Extension (optional)

Fax (optional)

Save Back

2. Under the 'Business' tab, you will now see your newly created organization listed under 'My organizations'.

Welcome, Ester Clifton

Personal

Business

Staff account requests

These requests are awaiting approval from your admin.

ABC Test Corp [B.5304]

Request 93168

Requested on May 30, 2024 at 11:28 AM

My organizations

Organization	Roles	Last sign in (MST)	
Alberta 1234567 Ltd. [B.21295]	Admin	May 30, 2024 02:52 PM	
Ent-erprise Stump Removal [B.21181]	Admin	May 30, 2024 02:55 PM	

[+ Add another organization](#)

3. You will receive an email confirming that the organization was created successfully in Alberta.ca Account for Organizations.

Alberta.ca Account

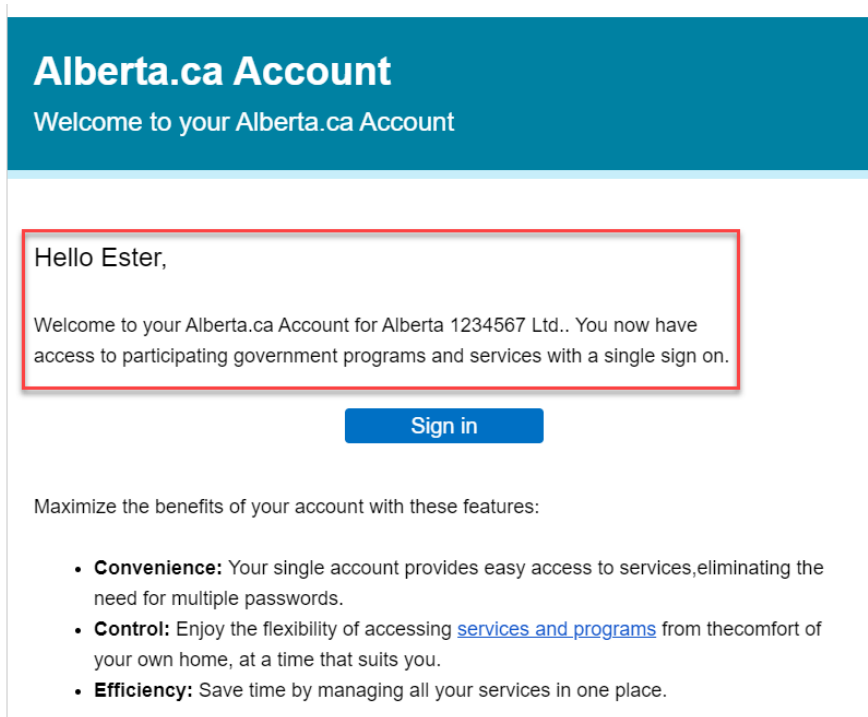
Alberta 1234567 Ltd. created.

Success! Your organization Alberta 1234567 Ltd. has been created.

You can now perform admin tasks and invite staff to join.

Sign in

4. You will also receive an email confirming that your admin account was successfully created.



Managing your account

Now that you can sign in to Alberta.ca Account for Organizations, you are ready to manage your account and explore new features such as submitting a staff account request.

Connecting to an organization

To connect to an organization, go to the Alberta.ca Account page.

1. Sign in to your Alberta.ca Account for Organizations.
2. Sign in to your Alberta.ca Account for Organizations. Under your 'Business' tab, click on 'Add another organization' located below the 'My organizations' section.

Welcome, Ester Clifton

Personal

Business

My organizations

Organization	Roles	Last sign in (MST)
Ent-erprise Stump Removal [B.21181]	Admin	May 30, 2024 10:42 AM

+ Add another organization

3. You will now be prompted to connect to your organization. Confirm your email address, agree to the Terms of Use and click 'Continue'.

Connect to your organization

It's possible that someone within your workplace has already set up an organization you can connect to.

How it works:

- Search for your organization
- Enter your information
- Submit request and wait for approval
- Receive confirmation

☒ I confirm that **esterclifton@gmail.com** is my work email and not a shared inbox.

☒ I agree to the [Terms of use](#)

Continue

Back

4. Begin typing your organization name in the search field. Click 'Search' to view the results.

**You will need to enter at least three characters in your search. Search results are limited to the first 15 results and are listed in alphabetical order by Legal name. If your search returns too many results, try refining your search by including more characters. You can also ask your administrator (admin) for the organization code, such as "B.1234".*

Search for your business organization

Find an existing organization to link to your Alberta.ca account

A search input field with a magnifying glass icon on the left, the text 'ent' in the center, and a close 'X' icon on the right. To the right of the input field is a blue button with the word 'Search' in white. A red rectangular box highlights the entire search area.

Search by legal name, operating name or organization code

Legal name Agreements Team, L&I	Legal name Alberta Riparian Habita...	Legal name Bigdrill Dentistry
Operating name ...	Operating name ...	Operating name ...

5. Select your organization from the list and click 'Select' to continue.

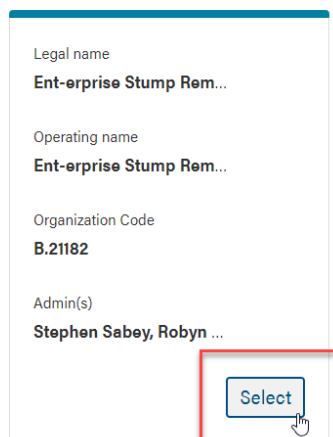
**If you do not see your organization in the list, or if you are looking to add your organization for the first time, please see the ['Adding a new organization'](#) section.*

Search for your business organization

Find an existing organization to link to your Alberta.ca account

A search input field with a magnifying glass icon on the left, the text 'ent-' in the center, and a close 'X' icon on the right. To the right of the input field is a blue button with the word 'Search' in white.

Search by legal name, operating name or organization code

A card displaying organization details. It includes fields for 'Legal name' (Ent-erprise Stump Rem...), 'Operating name' (Ent-erprise Stump Rem...), 'Organization Code' (B.21182), and 'Admin(s)' (Stephen Sabey, Robyn ...). At the bottom right of the card is a blue button with the word 'Select' in white. A red rectangular box highlights the 'Select' button.

6. Confirm the organization you selected is correct by reviewing the details. Click 'Continue' to proceed.

Confirm organization details

Please review the selected organization's information carefully before proceeding with your connection request.

Legal name	Ent-erprise Stump Removal
Operating name	Ent-erprise Stump Removal
Organization Code	B.21182
Physical address	71 Malvern Dr Sherwood Park, CA-AB T8A 3S5
Admins	Stephen Sabey: s***y@gmail.com Robyn Halliday: r***y@gov.ab.ca Ester Clifton: e***2@gmail.com

Continue

Back

7. You will be prompted to enter your business contact information. This should be the information you use to communicate on behalf of your organization. Click 'Continue' to proceed.

Confirm your business contact information

Email

esterclifton@gmail.com

First name

Ester

Last name

Clifton

Job title

Tree Grafter

Continue

Back

8. You will see a list of your organization's admins. Click 'Submit request' to send the request to your admins.

**If you do not recognize the admins listed, please contact your organization to confirm your selection is correct. If the admins listed are no longer with your organization, please contact us for assistance.*

Confirm admins

You will need the approval of at least one admin below to finish this process.

Your request will be sent to:

- **Stephen Sabey** (s***y@gmail.com)
- **Robyn Halliday** (r***y@gov.ab.ca)
- **Ester Clifton** (e***2@gmail.com)

If this information is incorrect, contact your admin to update it.

If you don't see any valid approvers, contact us at 1-844-643-2789.

☒ I am acting as an authorized representative or staff member of this organization and will only use this account for performing related duties.

☒ I will keep this account secure and will not share it with others.

Submit request

Back

9. You will receive a confirmation that your request was submitted. Click 'Continue to My account'.

** Note the expiration date of your request. If your request is not approved before the expiration date, you will need to submit a new request. Alternately, you can request your admin initiate the process. See '[Adding staff to your organization](#)' section.*

Request submitted

Your request has been sent to:

- **Stephen Sabey** (s***y@gmail.com)
- **Robyn Halliday** (r***y@gov.ab.ca)
- **Ester Clifton** (e***2@gmail.com)

Note, this request will expire in 30 days. Please reach out to these admins if you do not get a confirmation before **Jun 12, 2024**

Continue to My account

24. You will now be taken to the My account page. Under the 'Business' tab you will see your pending request.

Welcome, Ester Clifton

Personal **Business**

Staff account requests

These requests are awaiting approval from your admin.

ABC Test Corp [B.5304]

Request 93168

Requested on May 30, 2024 at 11:28 AM

Ent-erprise Stump Removal [B.21181]

Request 93175

Requested on May 30, 2024 at 2:53 PM

25. Once your organization's administrator approves your request, you will receive an email notification.

26. You will now see your organization listed in the 'Business' tab under the 'My organizations' section.

Welcome, Ester Clifton

Personal **Business**

Staff account requests

These requests are awaiting approval from your admin.

ABC Test Corp [B.5304]

Request 93168

Requested on May 30, 2024 at 11:28 AM

My organizations

Organization	Roles	Last sign in (MST)	
Alberta 1234567 Ltd. [B.21295]	Admin	May 30, 2024 02:52 PM	
Ent-erprise Stump Removal [B.21181]	Admin	May 30, 2024 02:55 PM	

Disconnecting from an organization

To disconnect from an organization, go to the Alberta.ca Account page.

1. Sign in to your Alberta.ca Account for Organizations.
2. Under your 'Business' tab, in the 'My organizations' section, delete your connection by clicking the delete icon next to the organization you want to disconnect from.

Welcome, Ester Clifton

Personal

Business

Staff account requests

These requests are awaiting approval from your admin.

ABC Test Corp [B.5304]

Request 93168

Requested on May 30, 2024 at 11:28 AM

My organizations

Organization	Roles	Last sign in (MST)	
Alberta 1234567 Ltd. [B.21295]	Admin	May 30, 2024 02:52 PM	
Ent-erprise Stump Removal [B.21181]	Admin	May 30, 2024 02:55 PM	

3. A pop-up will confirm that you want to disconnect by asking if you are sure you want to delete your staff account. Click 'Yes, I'm sure'.

Delete staff account

Are you sure you want to delete your staff account?

Cancel

Yes, I'm sure

**If you are the last remaining connection to an organization, this function will also delete the organization from Alberta.ca Account for Organizations. The pop-up confirmation will state this.*

Delete staff account

You are the last staff account in the organization and the organization will be deleted.

Are you sure you want to delete your staff account and the organization?

Cancel

Yes, I'm sure

4. You will then get a pop-up confirming the action.



Success



Your staff account has been deleted

5. When you exit the pop-up, you will be signed out of Alberta.ca Account for Organizations and be brought back to the sign in page. If you had more than one organization connection, you will be able to sign in again and interact under that organization.

Managing your organization

Now that you can sign in to Alberta.ca Account for Organizations, you are ready to manage your organization and explore new features such as accepting a request to connect.

Adding staff to your organization

To add additional personnel to your organization, go to the Alberta.ca Account page.

1. Sign in to your Alberta.ca Account for Organizations. Under your 'Business' tab, locate the 'My organizations' section and select the organization that you would like to add staff to by clicking on the organization name.

Welcome, Ester Clifton

Personal

Business

My organizations

Organization	Roles	Last sign in (MST)	
Ent-erprise Stump Removal [B.21181]	Admin	May 30, 2024 10:42 AM	

+ Add another organization

Business contact information

Edit

2. Click on the 'Staff accounts' tab. Then, click on 'Add new staff account'.

Ent-erprise Stump Removal [B.21182]

Workplace

Business information

Staff accounts

Sign in settings

+ Add new staff account

Search for staff accounts

3. Enter the staff member's email address. This should be the email address they use to communicate on behalf of your organization. Click 'Continue' to proceed to the next step.

Add new staff account

Email

MeowAlberta@outlook.com

Continue

Cancel

4. Enter the staff member's business contact information. If the staff member already has an existing Alberta.ca Account for Organizations, their business contact information will be pre-populated.

Add new staff account

Email

MeowAlberta@outlook.com

Business contact information

Roles

Permissions

Title (optional)

First name

Middle (optional)

Last name

Job title

Mobile number (optional)

Phone

Extension (optional)

Fax (optional)

Save

Cancel

MeowAlberta@outlook.com

Business contact information

Roles

Permissions

Title (optional)

First name

Middle (optional)

Last name

Job title

Mobile number (optional)

Phone

Extension (optional)

Fax (optional)

Save

Cancel

MeowAlberta@outlook.com

Business contact information

Roles

Permissions

Title (optional)

First name

Middle (optional)

Last name

Job title

Mobile number (optional)

Phone

Extension (optional)

Fax (optional)

Save

Cancel

Alberta.ca Account for Organizations

35

5. Under the 'Roles' tab, you will have an option to make this staff member an 'Admin.' Click the 'Admin' box to grant this individual administrator privileges to your organization.

**The 'Permissions' tab is for future functionality. Currently, there are no separate permissions that you can apply.*

ca / Add new staff account x ntac

tion c

p

Busi

aff a

Email
MeowAlberta@outlook.com

Business contact information Roles Permissions

☒ Admin

Save Cancel

6. Once you confirm the account details are correct, click 'Save'. You will see your new staff member in your list of 'Staff accounts'.

**If this individual already has an Alberta.ca Account for Organizations, then they will receive an email notification that they have been successfully added to your organization. If this individual did not already have an account, they will receive an account creation notice in their email. They will have 30 days to complete their account set up.*

Ent-erprise Stump Removal [B.21182]

Workplace Business information Staff accounts 1 Sign in settings

Organization	Name	Requested on	Status	
Ent-erprise Stump Removal [B.21182]	Halliday, Robyn robyn.halliday@gov.ab.ca	May 18, 2024 5:28 PM	Pending	@ View request

+ Add new staff account

Search for staff accounts

Show 50 entries

Export

Name	Title	Role	Email	Telephone	
Ester Clifton	Chief Cat Owner	Admin	esterclifton@gmail.com	(587) 123-4567	<div></div>
Tester Test	Tree Planter		MeowAlberta@outlook.com	(780) 719-3002	<div></div>

Approving a 'Connect to an organization' request

If you are an admin of an organization, you will receive an email notification when a Connect to an organization request is created for your organization. The admins will have 30 days to review the request before it expires. At that point, a new request would need to be submitted.


- 1. To review a request, click on the 'Review' button to start the process directly from your inbox. Alternately, sign in to your account and click on the notification bell. This will take you to the 'Staff accounts' where you can see all pending requests.



- 2. You will see the request waiting and pending review. Click on 'View request'.

Ent-erprise Stump Removal [B.21182]

WorkplaceBusiness informationStaff accounts 1Sign in settings

Organization	Name	Requested on	Status	
Ent-erprise Stump Removal [B.21182]	Cliffton, Ester estercliffton@gmail.com	May 18, 2024 1:12 PM	Pending	 View request

+ Add new staff account

- 3. On the next screen you will be able to review the applicant's information.

Staff account request #93178

Ent-erprise Stump Removal

Applicant account information

Title

First name

Ester

Middle name

Last name


Cliffton

Job title

Mobile number

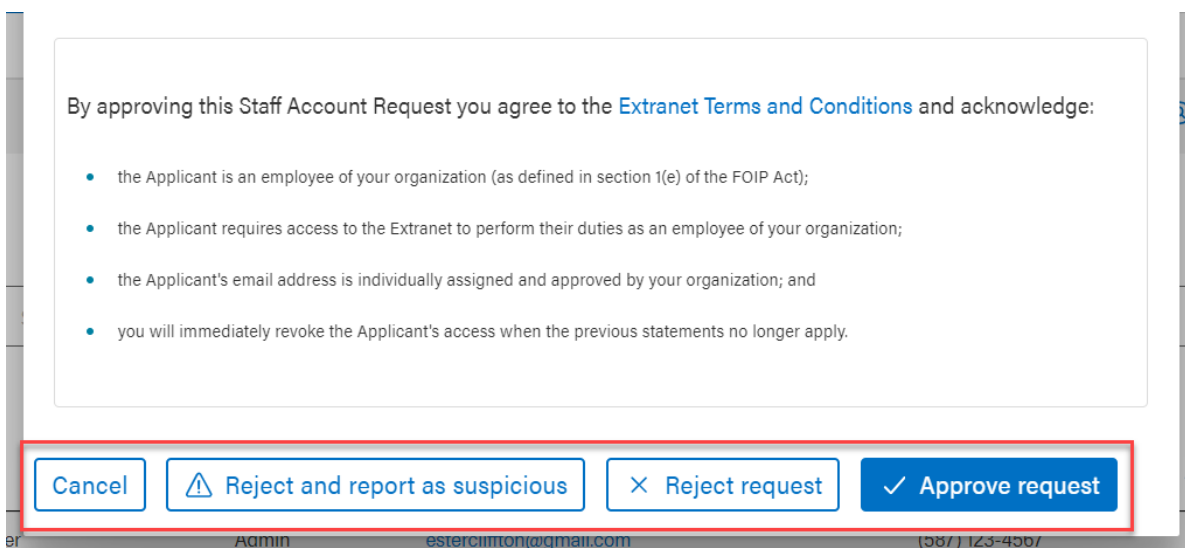
Tree Grafter

4. You will have an option to make this staff member an 'Admin.' Click the 'Admin' box to grant this individual administrator privileges to your organization in Alberta.ca Account for Organizations.



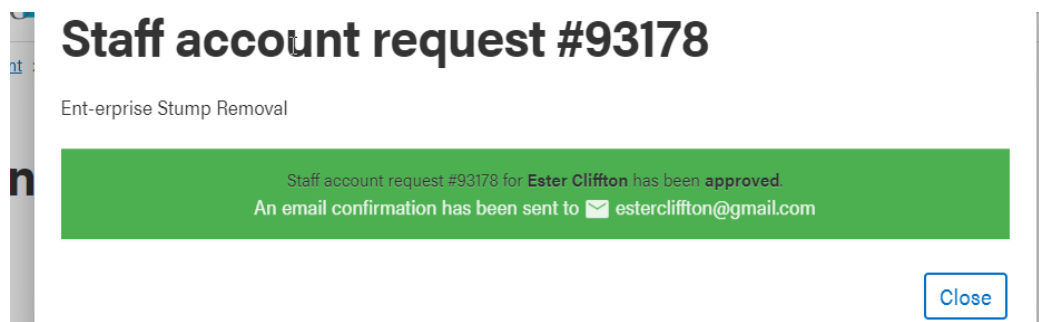
A screenshot of a web form showing a dropdown menu for selecting a role. The dropdown is open, displaying a list of roles. The 'Admin' role is selected, indicated by a blue checkmark and the word 'Admin' next to it. The dropdown menu has a blue header with the word 'Role'.

5. At the bottom of the form, you will see options available to approve or reject the request. You can also reject a request and report it as suspicious if you have concerns about its origins. If you're not ready to make a decision, you can 'Cancel' to exit the screen. Read the Terms and Conditions prior to approving a request.



A screenshot of a web form for approving a staff account request. The form contains a section titled 'By approving this Staff Account Request you agree to the [Extranet Terms and Conditions](#) and acknowledge:' followed by a bulleted list of conditions. At the bottom of the form, there are four buttons: 'Cancel', 'Reject and report as suspicious', 'Reject request', and 'Approve request'. The 'Approve request' button is highlighted with a red border. Below the buttons, the user's role 'Admin' and email address 'estercliffon@gmail.com' are displayed, along with a session ID '(587) 123-4567'.

6. Once you approve the request, you will receive a confirmation message. You will be able to see the new staff member under your organization's 'Staff accounts' tab.



A screenshot of a confirmation message for a staff account request. The message is titled 'Staff account request #93178' and is from 'Ent-erprise Stump Removal'. The message states: 'Staff account request #93178 for Ester Clifton has been approved. An email confirmation has been sent to [estercliffon@gmail.com](#)'. There is a 'Close' button at the bottom right of the message.

7. The individual will receive an email notifying them that their request has been approved.

Removing a staff account

If you are an admin of an organization, you are responsible for maintaining staff accounts. This includes revoking access to individuals who have departed your organization or no longer require access.

- 1. Sign in to your Alberta.ca Account for Organizations. Under your 'Business' tab, locate the 'My organizations' section and select the organization by clicking on the organization name.
- 2. Click on the 'Staff accounts' tab to see a list of your current staff accounts.
- 3. Identify the staff account(s) that is no longer required and click on the 'Delete staff account' icon.

Ent-erprise Stump Removal [B.21182]

WorkplaceBusiness informationStaff accounts 1Sign in settings

Organization	Name	Requested on	Status	
Ent-erprise Stump Removal [B.21182]	Halliday, Robyn robyn.halliday@gov.ab.ca	May 18, 2024 5:28 PM	Pending	View request

+ Add new staff account

Search for staff accounts

Show 50 entries

Export

Name	Title	Role	Email	Telephone	
Ester Clifton	Chief Cat Owner	Admin	esterclifton@gmail.com	(587) 123-4567	<div><div></div><div></div><div></div></div>
Tester Test	Tree Planter		MeowAlberta@outlook.com	(780) 719-3002	<div><div></div><div></div><div></div></div>

Showing 1 to 4 of 4 entries

Previous

Next

Delete staff account

- 4. A pop up box will appear to confirm that you would like to remove this staff account from your organization. Click 'Yes, I'm sure'.

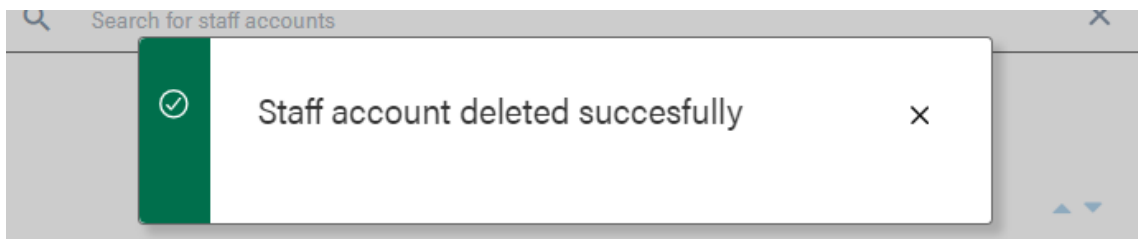
Delete staff account

Are you sure you want to delete this staff account?

Cancel

Yes, I'm sure

5. You will then get a pop up confirmation that the account has been removed.



Updating and adding organization information

If you are an admin of an organization, you are able to update and add additional information for that organization.

1. Sign in to your account by going to the Alberta.ca Account page.
2. Under the 'Business' tab, click on your organization name under 'My organizations'. The 'Workplace' tab displays your business contact information. Click on 'Edit workplace' to edit.

Alberta 1234567 Ltd. [B.21238]

Workplace Business information Staff accounts Sign in settings

[Edit workplace](#)

Telephone
(780) 123-4567

General business email
info@clifftoncats.ca

Mailing business address
10020 100 Street
Edmonton, AB T5J 0N3

Physical business address
10800 97 Avenue Northwest
Edmonton, AB T5K 2B6

Legislature Building, 97 Avenue Northwest, Edmonton, AB, Canada
[Open in Google Maps](#)

3. A new screen will pop up where you will be able to edit your business contact information, including the mailing and physical addresses. Click 'Save' once complete.

Edit workplace

Business contact information

Email:
info@clifftoncats.ca

Website: (optional)

Phone number: (780) 123-4567

Ext: (optional)

Fax number: (optional)

Business mailing address

Country: Canada

Province / State: Alberta

Street address: 10020 100 Street

Street address line 2 (optional):

City / Municipality: Edmonton

Postal / Zip code: T5J 0N3

Business physical address

4. Under the 'Business information' tab, click on 'Edit business information' to update the information.

Alberta 1234567 Ltd. [B.21238]

Workplace **Business information** Staff accounts Sign in settings

Edit business information

Business name (legal name)	Operating or trade name
Alberta 1234567 Ltd.	Cliffton Cat Clinic
CRA business number	Alberta corporate access number
Not provided	Not provided
Business type	Jurisdiction
Not provided	Not provided
Industry	
Not provided	

5. A new screen will pop up where you will be able to your business name, operating name, and business numbers. You can also add additional information such as business type, jurisdiction, or industry type. Click 'Save' once complete.

Edit business information

Business name (Legal name)

Operating or trade name (optional)

CRA business number (optional)

Alberta corporate access number (optional)

Business type (optional)

-- Select --

Jurisdiction (optional)

-- Select --

Industry type (optional)

-- Select --

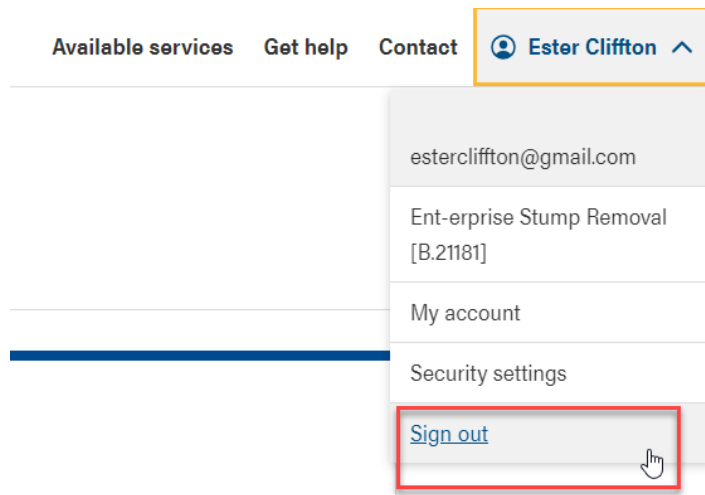
Save

Cancel

Further Assistance

Signing out

To sign out, click on your name in the top-right corner and select 'Sign out'.



Deactivating your account

You deactivate your Alberta.ca Account for Organizations by calling the contact centre at 1-844-643-2789. You will need to provide the email address for your account. Once your account is deactivated, you will no longer be able to sign in and access online services.

Reporting a compromised account

If you think your account has been compromised, sign in and change your password immediately. Call the contact centre at 1-844-643-2789.

Contact us for assistance

To receive technical assistance or ask questions about your Alberta.ca Account for Organizations, you can reach us by:

Contact Centre Phone at: 1-844-643-2789

Contact Centre Email at: alberta-ca.account@gov.ab.ca

Website at: <https://account.alberta.ca/ui/account/help>